

# Fortane<sup>LD</sup><sup>TM</sup>

## Technical Data Sheet


### Polyurethane Wood Floor Adhesive

#### Product Description

Fortane LD<sup>TM</sup> is a high-performance one-component moisture cure urethane adhesive with the exclusive NO HOLLOW SPOT<sup>TM</sup> technology. Fortane LD<sup>TM</sup> combines superior ridge retention with powerful bond strength and ease of troweling.

#### FEATURES

- NO HOLLOW SPOT<sup>TM</sup> technology
- Superior ridge retention
- Contains no water
- Powerful urethane bond strength
- Outstanding green strength
- Extremely easy to trowel
- Easy to clean
- Retains elasticity
- LEED<sup>®</sup> Qualified & California Proposition 65 Compliant



#### Chemical and Physical Properties

Tensile Strength	> 250psi
Open Time	60°F-65°F (16°C-18°C) 3-3.5 hours 65°F-75°F (18°C-24°C) 2.5-3 hours 75°F-80°F (24°C-27°C) 2-2.5 hours
Application Room Temperature	Between 60°F (15°C) and 90°F (35°C)
Packaging	30 oz cartridges 3.5 gal pail = 37 lb (17 kg) 5 gal pail = 53 lb (24 kg)
Flash Point	>142°F (>61°C)
Color	Brown
Cure Time	Light foot traffic after 8-10 hours Heavy foot traffic after approx. 24 hours
Shelf Life	One year from date of manufacture; stored at 50-80°F (10-26°C).

#### Typical Applications

Fortane LD<sup>TM</sup> is ideal for glue-down installations on all grades of all types of engineered, solid or acrylic impregnated wood flooring and cork flooring to all subfloors common to wood flooring.

#### Subfloor Preparation

Fortane LD<sup>TM</sup> can be used over subfloors that meet the National Wood Flooring Association (NWFA) standards: concrete, plywood, OSB, vinyl tile, sheet vinyl, terrazzo, and ceramic. If the type of subfloor that you want to apply Fortane LD<sup>TM</sup> to is not NWFA approved, please contact a Chemque representative for instructions.

Mechanical surface profiling is the only accepted method of subfloor preparation where warranties are issued. Acid etching is not recommended. Shotblast the floor to medium grit sandpaper texture to remove curing and surface contaminants. Ensure that the subfloor is structurally sound, smooth, dry, properly cured, clean and free from dust, dirt, grease, oil, plaster, paint, old adhesive, wax, curing agents, sealers, cutback or other asphaltic-based residue and any other contaminants that could interfere with a good adhesive bond. For application of Fortane LD<sup>TM</sup> over ceramic tiles, it is necessary to grind the tile surfaces and clean thoroughly with an industrial vacuum cleaner.

Before starting the installation, carefully check that the subfloor is flat. Eliminate dips and crowns that exceed 1/8" in a 10 feet radius by patching or sanding/grinding. Do not use Fortane LD<sup>TM</sup> as a leveling agent. Where needed, use only Portland

# Fortane<sup>LD</sup>™ Technical Data Sheet

cement based patching and leveling compounds.

Repair all cracks in the subfloor greater than 1/8" before applying Fortane LD™.

Newly poured concrete must be cured for a minimum of 42 days before application of Fortane LD™. Moisture tests must be performed on all concrete

subfloors regardless of grade level or age. Moisture testing should be performed in accordance to ASTM F-1869; Calcium Chloride Test. Moisture levels should not exceed 3 lb/1000 sq. ft. over a 24 hour period.

Where moisture level exceeds 3 lbs/1000 sq. ft., apply Fortane MVS Ultra™ to reduce excessive moisture levels. (Refer to Fortane MVS Ultra™ technical data sheets.)

## Installation

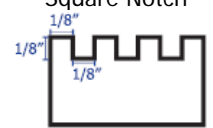
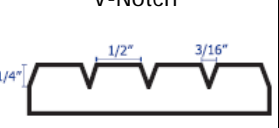
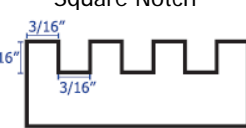
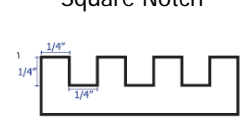
1. Read and understand all Material Safety Data Sheets and the "Wood Flooring Adhesive Bond and Moisture Protection Warranties" prior to installation;
2. Follow all requirements provided by the wood flooring manufacturer, including those related to wood flooring acclimation, room temperature and humidity levels, environmental controls, expansion space and layout;
3. Follow the instructions for "Subfloor Preparation" above;
4. Follow the instructions for "Trowel Selection" below and select the appropriate notched trowel for the type of wood you are installing. Make sure the adhesive transfer to the wood flooring is at least 90%.

Periodically check to insure good transfer is achieved;  
5. Apply Fortane LD™ to the subfloor with recommended trowel and lay the wood floor onto the "wet" adhesive.  
NOTE: Do not set flooring into adhesive that has a dry skin. The "open time" of the adhesive will vary according to the temperature and humidity level-the higher the temperature and humidity, the shorter the open time.

**CLEAN UP:** Using Fortane CL™ cleaner, remove any Fortane LD™ smudges from the wood floor surface as well as tools and equipment **before the adhesive dries**. Carefully use a soft cloth and Fortane CL™ cleaner to remove Fortane LD™ while it is still wet to not damage the floor.

## Trowel Selection

The proper notch trowel is very important in achieving satisfactory results with Fortane LD™. Use of an incorrect trowel will void all warranties. Cartridges can be dispensed as a bead or as mass and troweled, depending on the application (when troweling is required be sure to follow trowel selection guidelines below).

Wood Floor	3/16" Fingerblock Parquet	Engineered Plank 1/2" or less	1/2" - 5/8" Solid or Engineered Plank	3/4" Solid Wood plank, Shorts or Plywood
Recommended Trowel	Square Notch 	V-Notch 	Square Notch 	Square Notch 
Coverage	70-80 sq. ft/ U.S. gal	75-85 sq. ft./U.S. gal	35-45 sq. ft./U.S. gal	30-35 sq. ft./U.S. gal

\* NOTE: Coverages shown are approximate. Actual coverage may vary according to substrate conditions and types of trowel used.

## Health and Safety

Product contains isocyanates. Inhalation may be harmful. Prolonged or repeated skin exposure may cause skin irritation. Do not swallow and avoid eye contact. If Fortane LD™ comes in contact with skin, wash with soap and flowing water. Seek medical advice if irritation persists. If Fortane LD™ comes in contact with eyes, flush with water for 15 minutes and seek medical advice. If adverse respiratory effects occur, move to a fresh air area and seek medical advice. If swallowed, do not induce vomiting and seek medical advice. For additional information, refer to Material Safety Data Sheet. **KEEP OUT OF THE REACH OF CHILDREN.**

## Customer Service

Chemque Inc. 266 Humberline Dr., Rexdale, Ontario M9W 5X1 Canada  
Telephone: +1- 416-679-5676  
Toll Free: +1 800-269-6111  
Fax: +1- 416-679-0511  
info@fortane.com



National Wood Flooring Association



The conditions of your use and application of our products, technical assistance and information (whether verbal, written or by way of production evaluations), including any suggested method of application and recommendations are beyond our control. Therefore it is imperative that you test our products, technical assistance and information to determine to your own satisfaction whether they are suitable for your intended uses and applications. This application-specific analysis at least must include testing to determine suitability from a technical as well as health, safety, and environmental standpoint. Such testing has not necessarily been done at Chemque. All information is given without warranty or guarantee. It is expressly understood and agreed that the customer assumes and hereby expressly releases Chemque from all liability, in tort, contract or otherwise, incurred in connection with the use of our products, technical assistance and information. Any statement or recommendation not contained herein is unauthorized and shall not bind Chemque. Nothing herein shall be construed as a recommendation to use any product in conflict with patents covering any material or its use. No license is implied or in fact granted under the claims of any patent.